


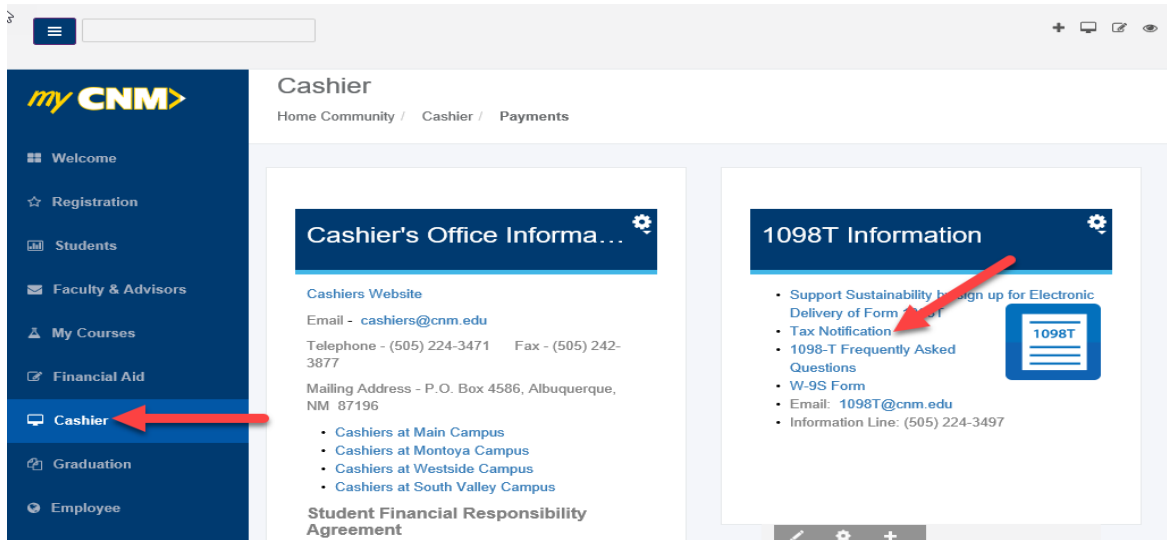
## Obtain your 1098T Electronically

Begin by logging into **my CNM** at CNM.edu

Click on the Cashiers link on the left side menu.

· If the left side menu is not visible click the  in the upper left corner.

Then click on Tax Notification, in the 1098T Information box.

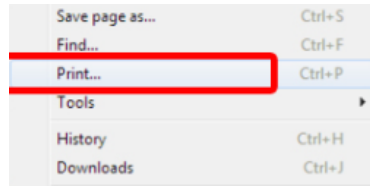


Enter Tax Year and click "Submit"

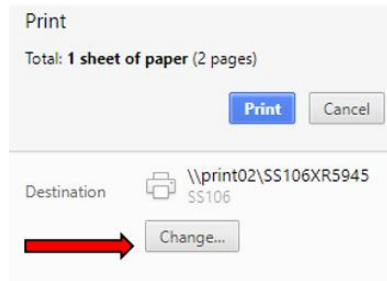


Printing form, print to pdf and email the document or save for future use

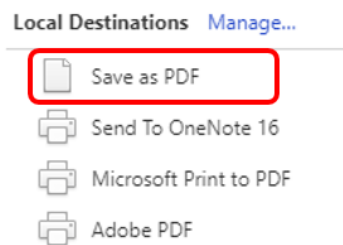
- Print to PDF using chrome:
  1. Right-click your mouse
  2. Select "Print"



3. Click on "Change" under destination

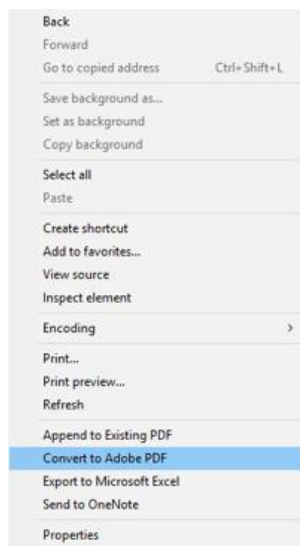


4. Select "Save as PDF"



5. Click "Save"

- Print to PDF using internet explorer:
  1. Right-click your mouse
  2. Select "Convert to Adobe PDF"



3. Click "Save"