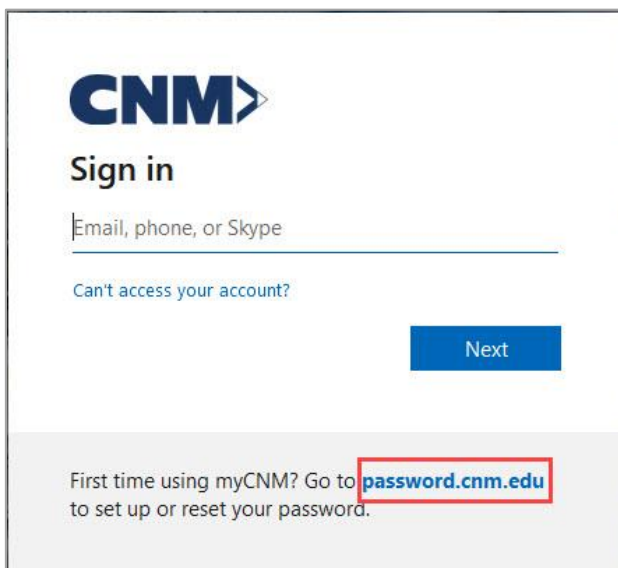


# Finding Your CNM Username

Faculty, staff, and students who have forgotten their username or email can locate it through myCNM.

1. Go to [myCNM login page](#).



**CNM** >

## Sign in

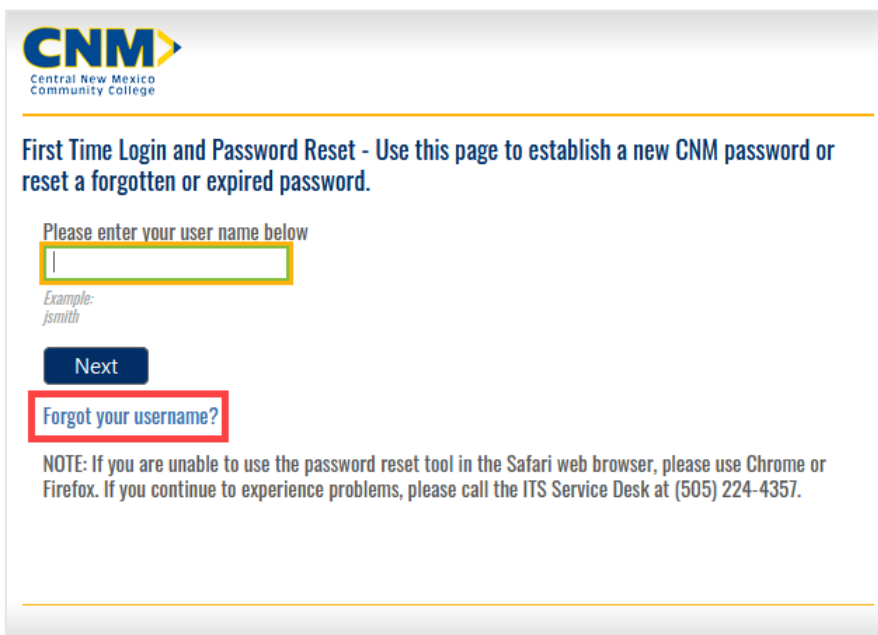
Email, phone, or Skype

[Can't access your account?](#)

Next

First time using myCNM? Go to [password.cnm.edu](https://password.cnm.edu) to set up or reset your password.

2. Select [password.cnm.edu](https://password.cnm.edu).



**CNM** >  
Central New Mexico  
Community College

### First Time Login and Password Reset - Use this page to establish a new CNM password or reset a forgotten or expired password.

Please enter your user name below

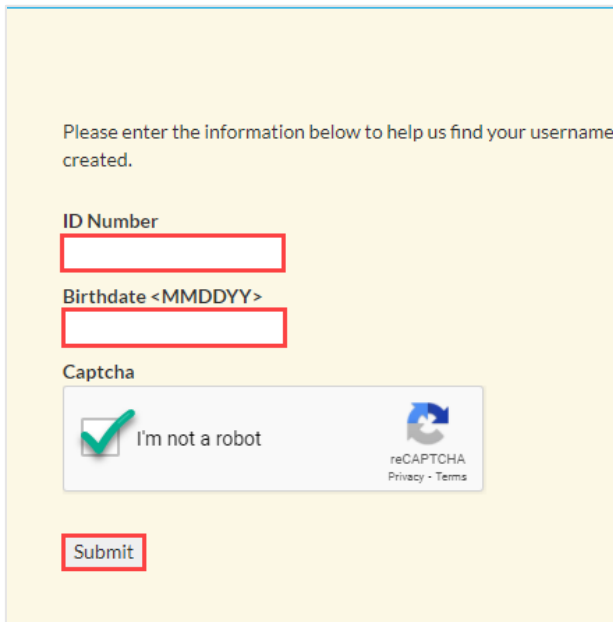
Example:  
jsmith

Next

[Forgot your username?](#)

NOTE: If you are unable to use the password reset tool in the Safari web browser, please use Chrome or Firefox. If you continue to experience problems, please call the ITS Service Desk at (505) 224-4357.


3. Select [Forgot your username](#).



Please enter the information below to help us find your username created.

ID Number

Birthdate <MMDDYY>

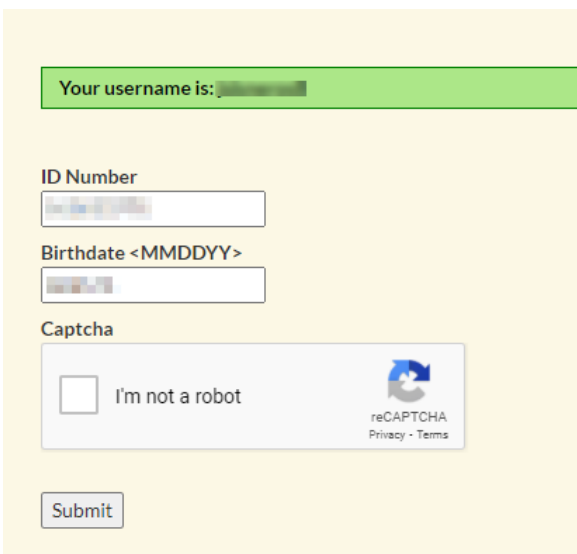
Captcha  
 I'm not a robot  reCAPTCHA  
Privacy - Terms

4. In the **ID Number** field, type your 9-digit CNM ID number.

5. In the **Birthdate** field, type your birthdate (e.g. 021587).

6. Select the **Captcha** checkbox.


7. Select .



Your username is:

ID Number

Birthdate <MMDDYY>

Captcha  
 I'm not a robot  reCAPTCHA  
Privacy - Terms

8. Your username displays in the green box.

**Note:** Your email is username@cnm.edu.