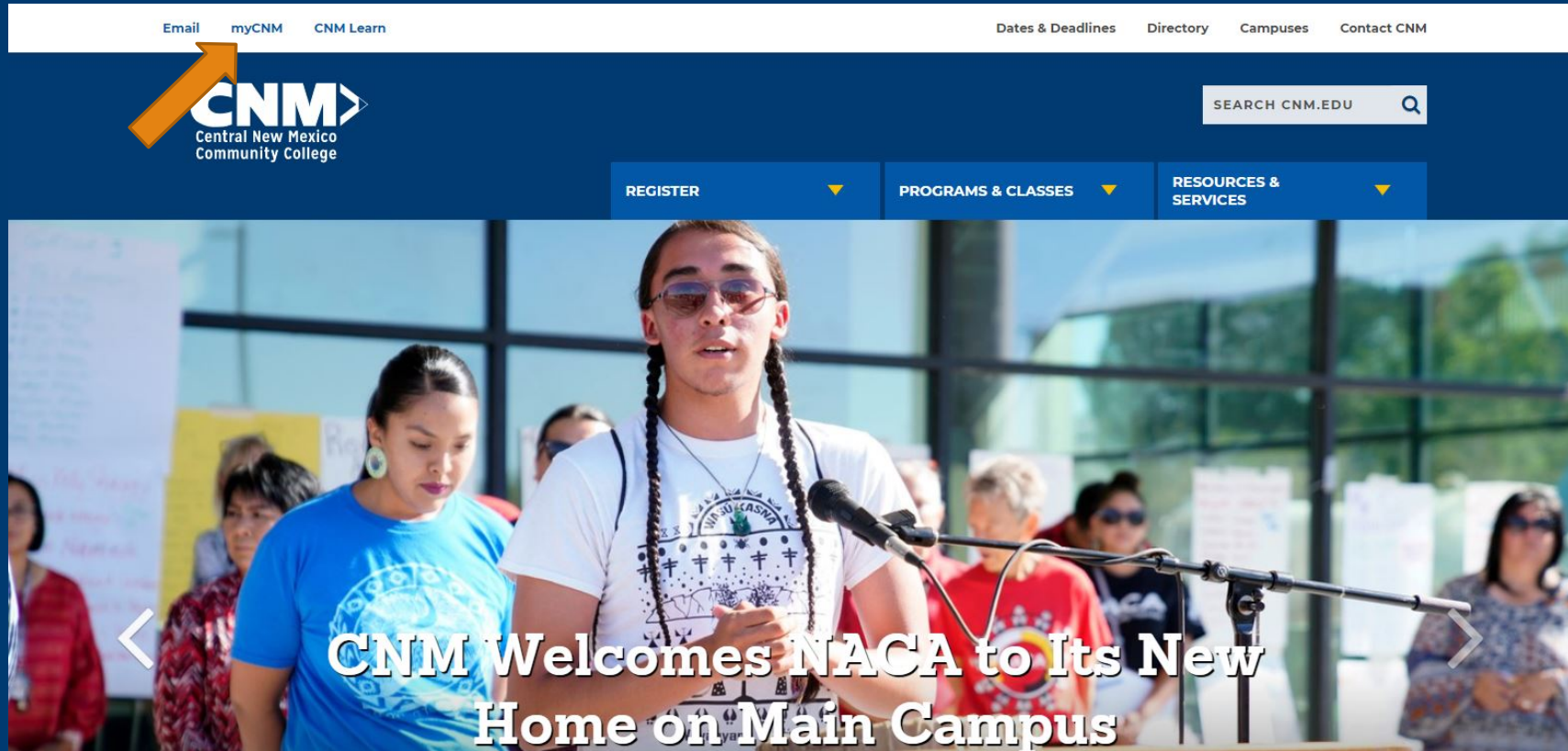


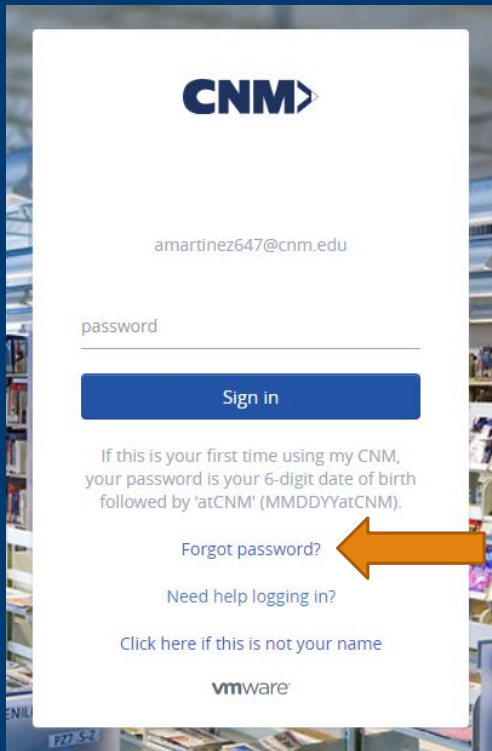
How to Sign In to myCNM

Go to cnm.edu and click on the myCNM link in the top left corner.



Enter your CNM email address and click Next

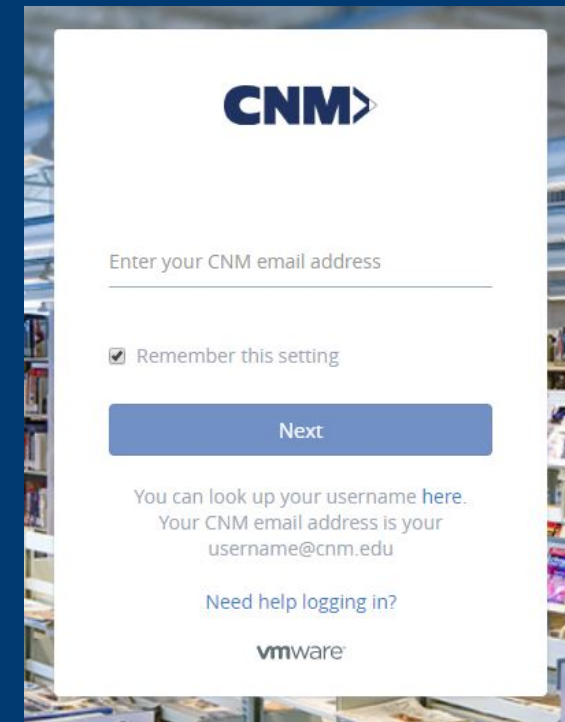
If you do not know your username, click on the “You can look up your username here” link. Your CNM email address is your username@cnm.edu.



The screenshot shows the myCNM login interface. At the top is the CNM logo. Below it is a text input field containing the email address 'amartinez647@cnm.edu'. Underneath is another text input field labeled 'password'. A blue 'Sign in' button is positioned below the password field. Below the button, there is a paragraph of text: 'If this is your first time using my CNM, your password is your 6-digit date of birth followed by 'atCNM' (MMDDYYatCNM)'. Below this text are three links: 'Forgot password?' (highlighted with an orange arrow), 'Need help logging in?', and 'Click here if this is not your name'. The VMware logo is at the bottom.

Click on Forgot password

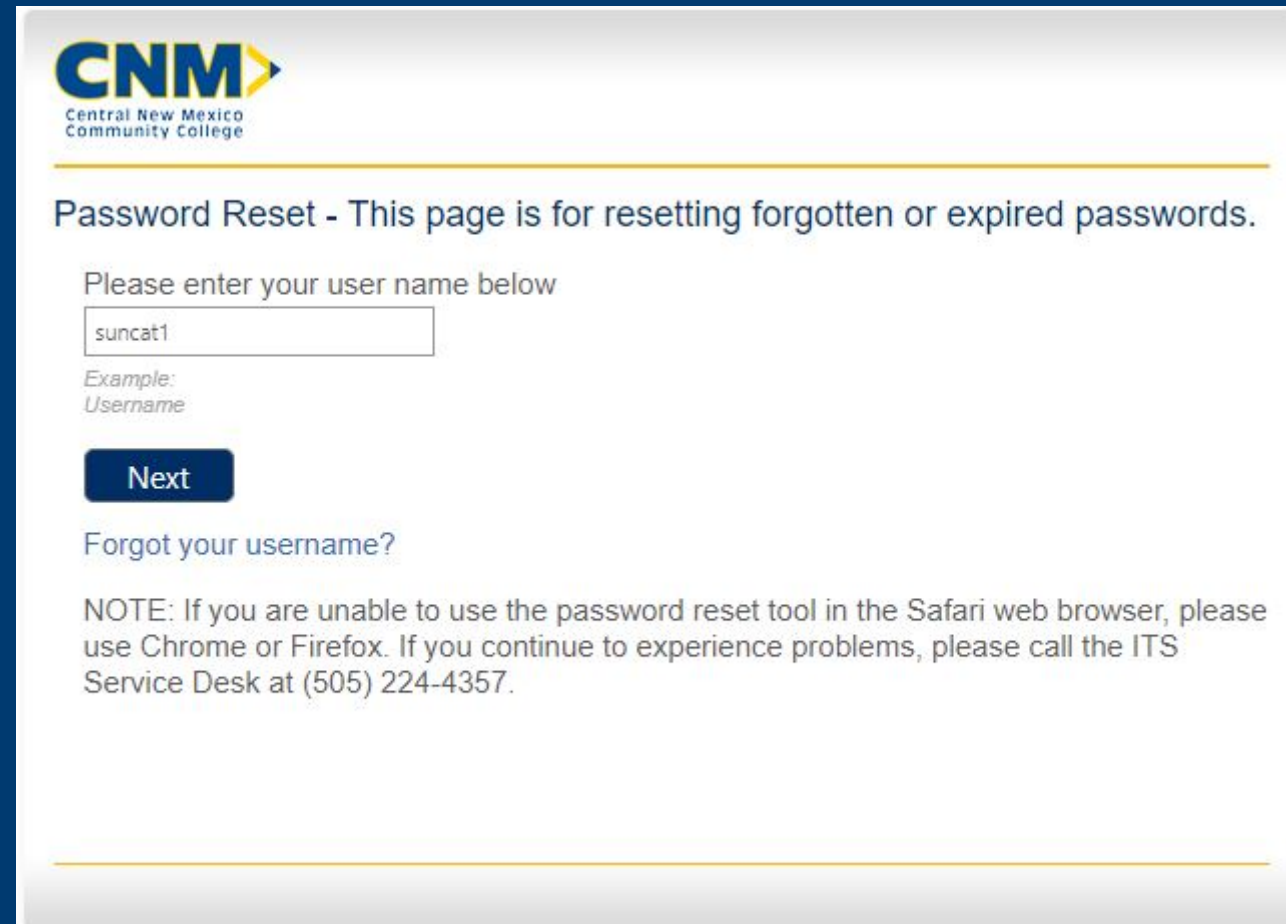
If this is your first time using myCNM, click on the Forgot password link to reset your password.



The screenshot shows the myCNM registration page. At the top is the CNM logo. Below it is a text input field with the placeholder text 'Enter your CNM email address'. Underneath is a checkbox labeled 'Remember this setting' which is checked. A blue 'Next' button is centered below the checkbox. Below the button, there is a paragraph of text: 'You can look up your username here. Your CNM email address is your username@cnm.edu'. Below this text is a link 'Need help logging in?'. The VMware logo is at the bottom.

To reset your password, enter your CNM username

This will be the first part of your CNM email only (e.g. suncat1). Do not enter @cnm.edu.



The screenshot shows the CNM Password Reset page. At the top left is the CNM logo with the text 'Central New Mexico Community College'. Below the logo is a horizontal line. The main heading reads 'Password Reset - This page is for resetting forgotten or expired passwords.' Below this is the instruction 'Please enter your user name below' followed by a text input field containing 'suncat1'. Underneath the input field is the text 'Example: Username'. A dark blue button labeled 'Next' is positioned below the input field. Further down is a link for 'Forgot your username?'. At the bottom, there is a 'NOTE' section providing instructions for users who cannot use Safari, suggesting Chrome or Firefox, and providing a contact number for the ITS Service Desk: (505) 224-4357. A horizontal line is at the very bottom of the page content.

CNM
Central New Mexico
Community College

Password Reset - This page is for resetting forgotten or expired passwords.

Please enter your user name below

*Example:
Username*

Next

[Forgot your username?](#)

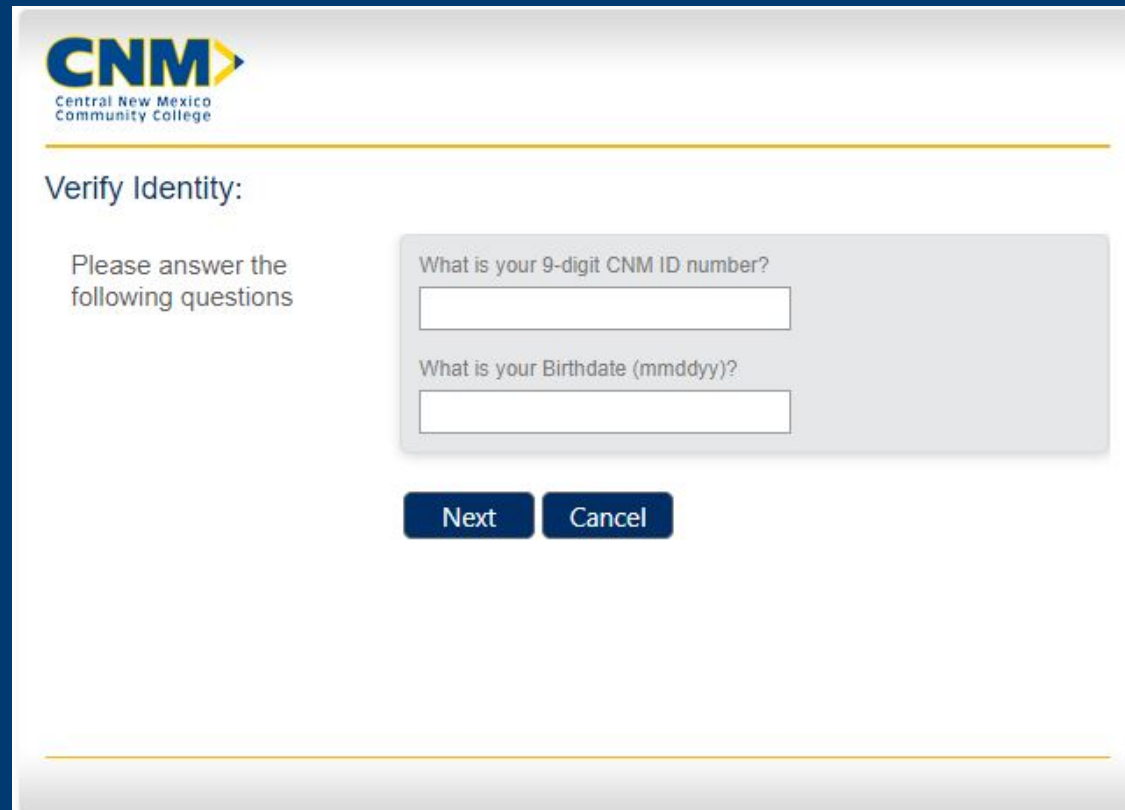
NOTE: If you are unable to use the password reset tool in the Safari web browser, please use Chrome or Firefox. If you continue to experience problems, please call the ITS Service Desk at (505) 224-4357.

Enter your CNM ID number.

Your CNM ID number begins with 010 (e.g. 010XXXXXX)

Enter your Birthdate.

Use the 6 digit MMDDYY format for your birthdate (e.g. January 1, 1999 = 010199). Do not use spaces, dashes, or your full 4 digit birth year.



The screenshot shows a web form for identity verification. At the top left is the CNM logo (Central New Mexico Community College). Below the logo is the heading "Verify Identity:" followed by the instruction "Please answer the following questions". To the right of this text is a light gray box containing two input fields: "What is your 9-digit CNM ID number?" and "What is your Birthdate (mmddyy)?". Below these fields are two buttons: "Next" and "Cancel".

CNM
Central New Mexico
Community College

Verify Identity:

Please answer the following questions

What is your 9-digit CNM ID number?

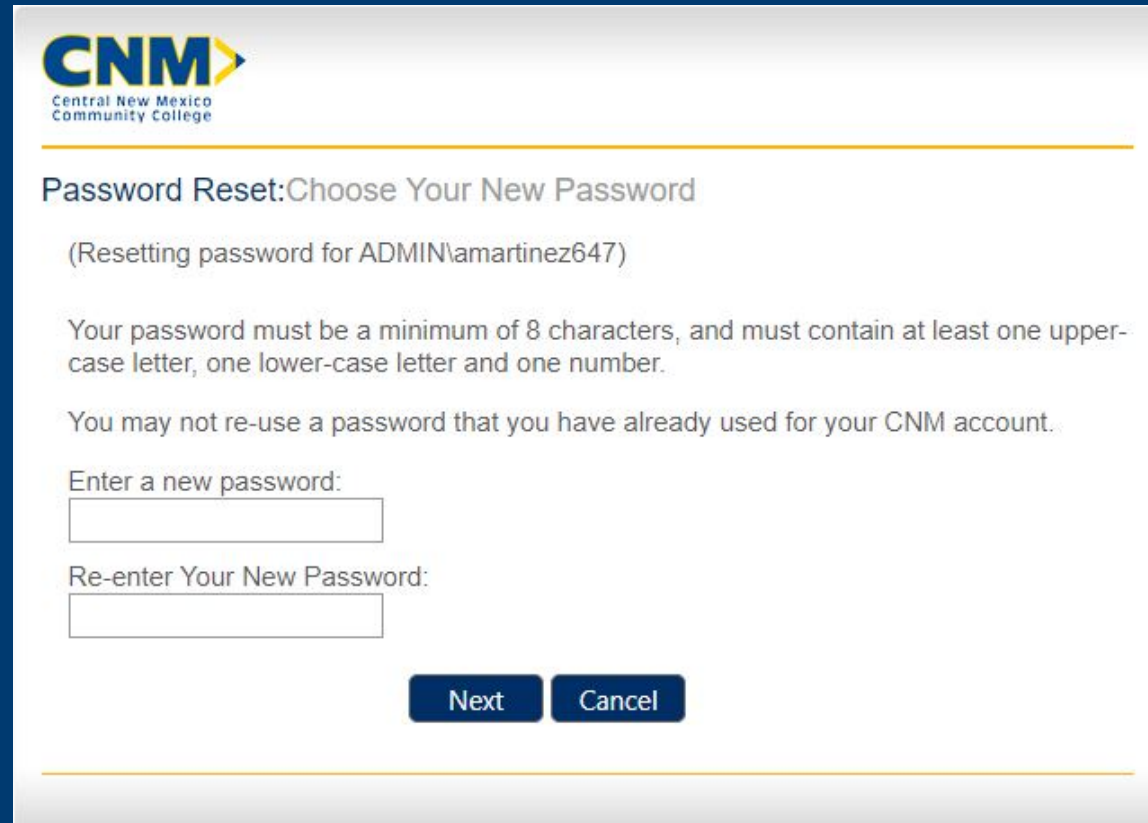
What is your Birthdate (mmddyy)?

Next Cancel

Enter your new password.

Be sure to read the password requirements before selecting a new password.

Passwords must be a minimum of 8 characters, and must contain at least one upper-case letter, one lower-case letter and one number. Do not use your name or birthdate in your password.



The screenshot shows a web form for password reset. At the top left is the CNM logo (Central New Mexico Community College). The main heading is "Password Reset: Choose Your New Password". Below this, it specifies the user: "(Resetting password for ADMIN\amartinez647)". The form includes two paragraphs of instructions: "Your password must be a minimum of 8 characters, and must contain at least one upper-case letter, one lower-case letter and one number." and "You may not re-use a password that you have already used for your CNM account.". There are two input fields: "Enter a new password:" and "Re-enter Your New Password:". At the bottom, there are two buttons: "Next" and "Cancel".

CNM
Central New Mexico
Community College

Password Reset: Choose Your New Password

(Resetting password for ADMIN\amartinez647)

Your password must be a minimum of 8 characters, and must contain at least one upper-case letter, one lower-case letter and one number.

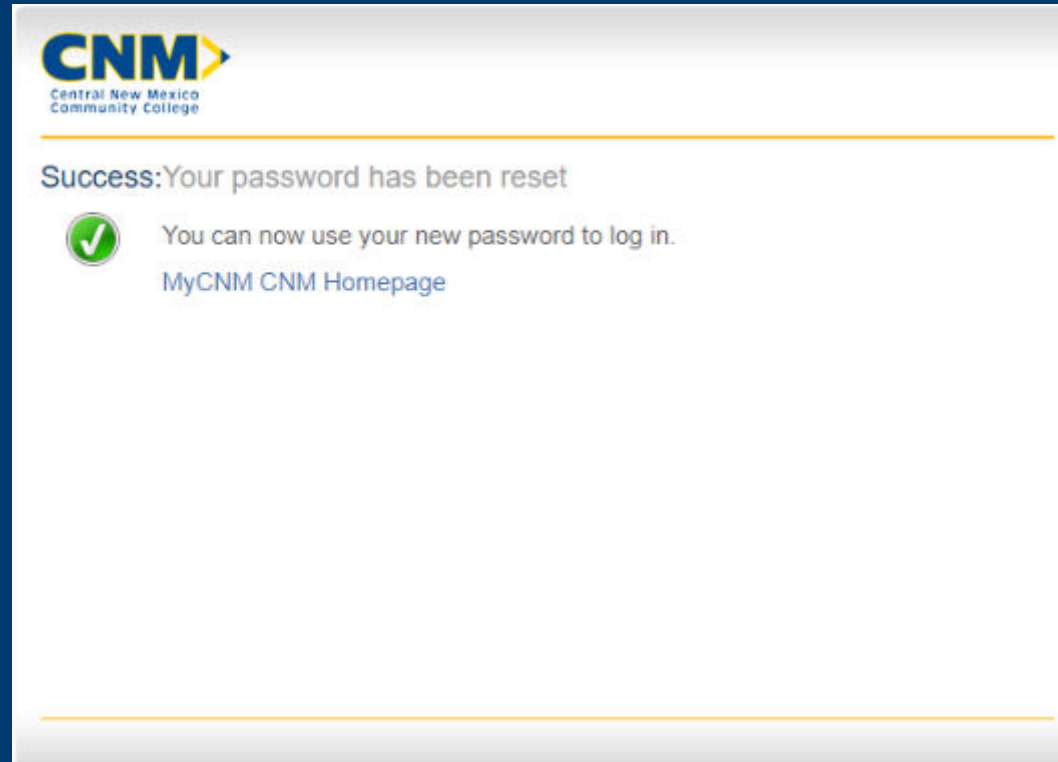
You may not re-use a password that you have already used for your CNM account.

Enter a new password:

Re-enter Your New Password:

Next **Cancel**


Click on the myCNM link to return to the myCNM sign in page and login with your new password.



The screenshot shows a success message from the myCNM system. At the top left is the CNM logo, which consists of the letters 'CNM' in blue with a yellow arrow pointing right, and the text 'Central New Mexico Community College' below it. A horizontal orange line separates the header from the main content. The main content area contains the text 'Success: Your password has been reset' in a grey font. Below this is a green circular icon with a white checkmark. To the right of the icon is the text 'You can now use your new password to log in.' and a blue hyperlink 'MyCNM CNM Homepage'. A second horizontal orange line is at the bottom of the content area.

CNM
Central New Mexico
Community College

Success: Your password has been reset

 You can now use your new password to log in.
[MyCNM CNM Homepage](#)
