

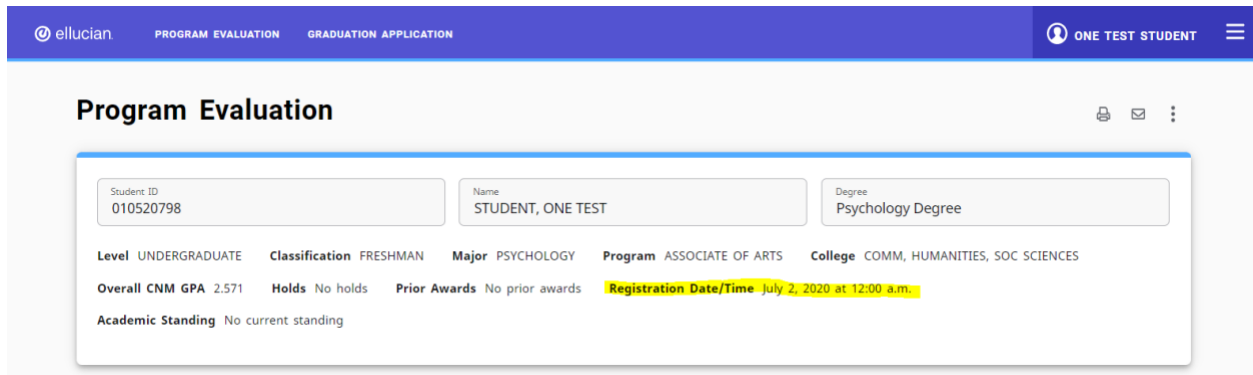
What's New in Degree Works

The latest version of Degree Works includes a brand new look and feel. Your audit contains all of the same information that it did previously, but a few features have moved to new locations.

Where do I...

find my registration date/time?

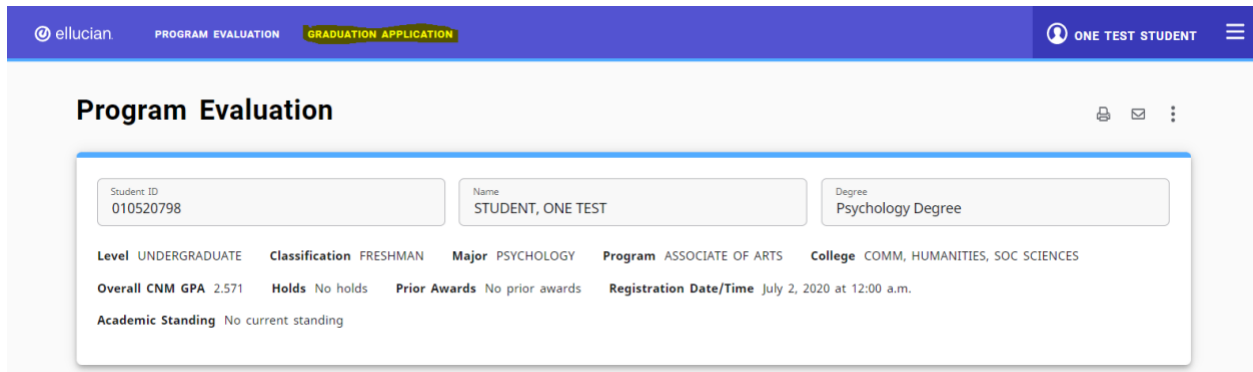
Registration Date/Time still lives in the top section of your audit.



The screenshot shows the top navigation bar with 'ellucian', 'PROGRAM EVALUATION', and 'GRADUATION APPLICATION' (highlighted in yellow). On the right, there is a user profile for 'ONE TEST STUDENT'. Below the navigation is the 'Program Evaluation' header with a printer icon, an email icon, and a menu icon. The main content area displays student information: Student ID 010520798, Name STUDENT, ONE TEST, and Degree Psychology Degree. Below this, a row of metadata includes Level UNDERGRADUATE, Classification FRESHMAN, Major PSYCHOLOGY, Program ASSOCIATE OF ARTS, and College COMM, HUMANITIES, SOC SCIENCES. The next row contains Overall CNM GPA 2.571, Holds No holds, Prior Awards No prior awards, and Registration Date/Time July 2, 2020 at 12:00 a.m. (highlighted in yellow). The final row shows Academic Standing No current standing.

apply for graduation?

Click the "Apply for Graduation" link under "Graduation Application" in the top menu of your audit.



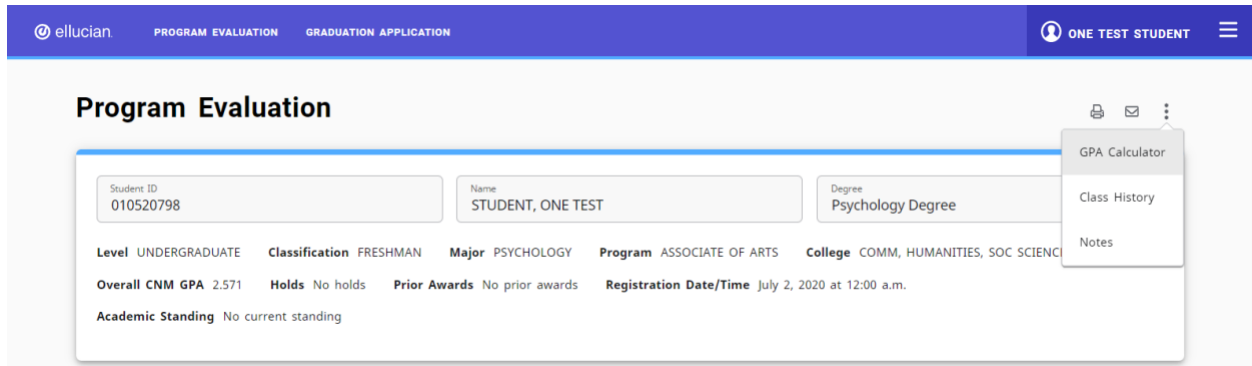
This screenshot is identical to the previous one, but the 'GRADUATION APPLICATION' link in the top navigation bar is highlighted in yellow.

save a PDF copy of my audit?

Click the printer button on the top right side of the audit

find the GPA Calculator?

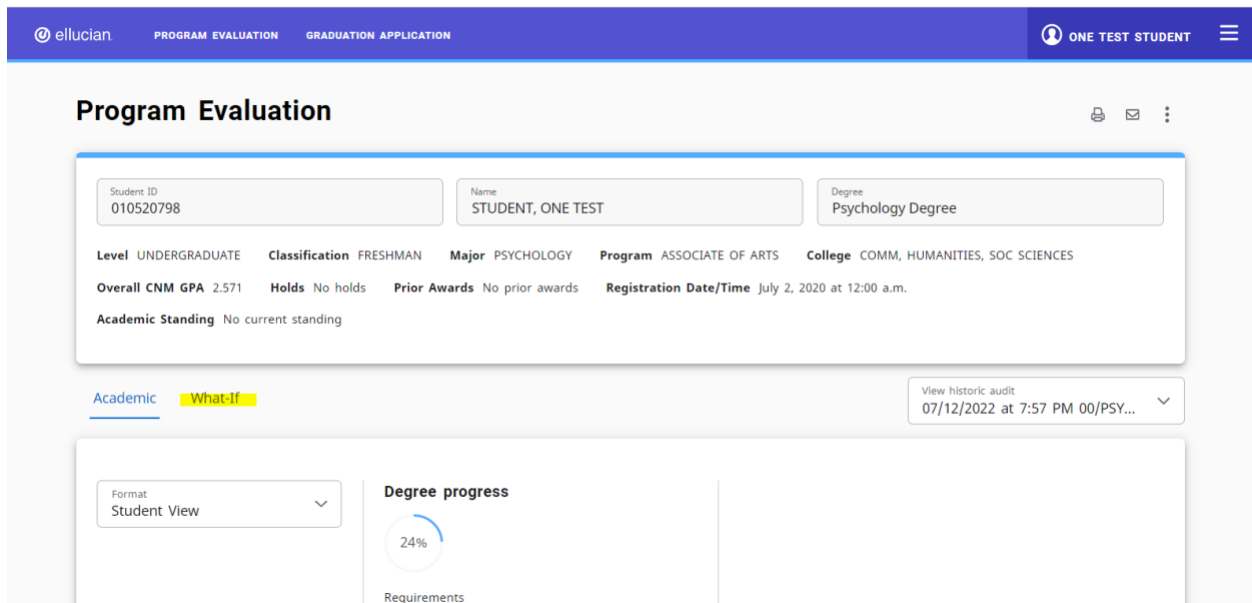
Additional tools like the GPA Calculator live in a menu on the top right side of your audit. Click the three dots to open the menu, and then select GPA Calculator.



The screenshot shows the ellucian Program Evaluation dashboard. The top navigation bar includes the ellucian logo, "PROGRAM EVALUATION", "GRADUATION APPLICATION", and a user profile for "ONE TEST STUDENT". The main content area is titled "Program Evaluation" and displays student information: Student ID 010520798, Name STUDENT, ONE TEST, and Degree Psychology Degree. Below this, it lists Level UNDERGRADUATE, Classification FRESHMAN, Major PSYCHOLOGY, Program ASSOCIATE OF ARTS, and College COMM, HUMANITIES, SOC SCIENCES. Other details include Overall CNM GPA 2.571, Holds No holds, Prior Awards No prior awards, Registration Date/Time July 2, 2020 at 12:00 a.m., and Academic Standing No current standing. A menu on the right side, accessed via three dots, contains options for GPA Calculator, Class History, and Notes.




run a What-If Audit?

In the new Degree Works dashboard, your main audit is called your “Academic” audit. You can also run a “What-If” audit on another major or catalog by clicking “What-If” just below the top section of the audit.





The screenshot shows the ellucian Program Evaluation dashboard with the "What-If" audit option selected. The top navigation bar is the same as in the previous screenshot. The main content area is titled "Program Evaluation" and displays the same student information. Below the student information, there are two tabs: "Academic" and "What-If", with "What-If" highlighted in yellow. To the right of the tabs, there is a dropdown menu for "View historic audit" with the selected option "07/12/2022 at 7:57 PM 00/PSY...". Below the tabs, there is a "Format" dropdown menu set to "Student View" and a "Degree progress" section showing a circular progress indicator at 24% with the label "Requirements" below it.

When you run a What-If audit, you will need to select your Catalog Year, Degree, and Major. You should also select a Concentration if your major requires one.

What-If Analysis  Use current curriculum In-progress classes Preregistered classes**Program**Catalog year *
2022-23 Degree *
Computer Info Sys Degree **Areas of study**Program Major *
COMPUTER INFORMATION SYSTEMS Concentration
CYBER SECURITY **Additional areas of study** 

To run a What-If audit with more than one concentration, you can click the carrot on the right side of the screen next to “Additional Areas of Study” and then click the “+” button. Select the additional concentration you want to include and click the “Add” button. Repeat the process for a third concentration, if needed.

Additional areas of study Program Degree Major Concentration
CLOUD COMP & SYS ADMIN 

CANCEL

ADD