


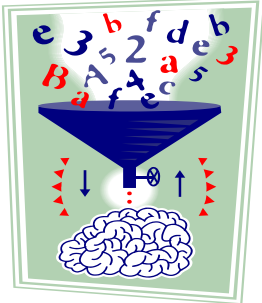


## Top 5 Study Tips

<p>1. Each week, look at your syllabi and put on your calendar <i>when</i> you are going to study and read your assignments. Also, write down/input quizzes, tests, due dates, etc. Hint: Multiply the number of credit hours you are taking by 3 to see how many hours a week you should spend studying. <i>Spread studying throughout the week</i> for maximum learning and retention.</p>	
<p>2. <b>Read</b> the lecture material before you attend the corresponding class so that the information will sink in better. <i>Take notes while you read.</i> If your instructor provides Powerpoints or outlines, print them out and use them as a guide. <b>Do</b> something active, such as making a chart, a concept map, drawing, or talking aloud.</p>	
<p>3. You can take lecture notes on your reading notes or take them separately. In any case, <b>make time to “rework” your notes within 24 hours.</b> You can combine the 2 sets of notes in a condensed fashion. If you have one set of notes, read through them again and use stars, color coding, highlighting, and comments to process them more deeply.</p>	
<p>4. In order for something to “stick” in our memory, we have to practice recalling it. Use your notes to practice recalling information and quiz yourself. Look at the headings or the slides, cover the information, and try to recall as much as you can. Say the information out loud—alone or with a partner!</p>	
<p>5. Do any practice questions you can find—in the back of the book, on quizlet.com, or anywhere else you find them. This will increase your test success!</p>	